

Texas Metal Buildings



Quality Pre-engineered Metal Buildings

Color Chart

2081 Hwy 188. • Aransas Pass, TX 78336

Sales: 361-739-4853 • Fax: 361-758-4631

www.TexasMetalBuildings.com

CUSTOMER:	JOB NUMBER:
-----------	-------------

Panel Color


*ROOF:	RAKE, EAVE TRIM, & GUTTERS (IF APPLICABLE):
WALL:	**DOWNSPOUTS, JAMB, SOFFIT, & CORNER TRIM (IF APPLICABLE):

**Standard Roof Panels are GALVALUME® unless indicated on p.o. **Downspouts, Jamb, Soffit, and Corner Trim are wall color unless noted otherwise.*

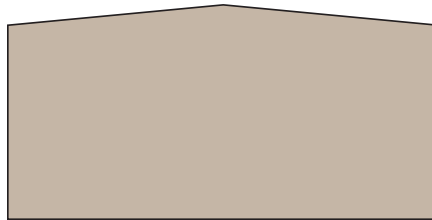
ACCEPTED AS SELECTED ABOVE BY:	TITLE:
SIGNATURE:	DATE:

NOTE: Downspouts, Jamb, Soffit, and Corner are wall color unless noted otherwise.

**Actual colors may vary slightly from printed samples.*




Hawaiian Blue




Ash Gray



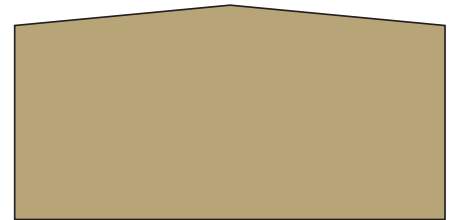
Polar White




Fern Green




Colony Green




Surf Sand



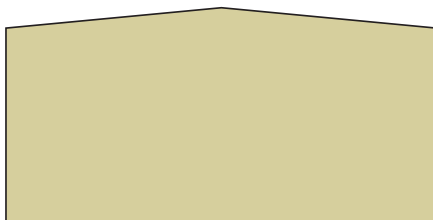
Steel Gray




Sahara Tan




Colonial Red



Light Stone



Burnished Slate



Galvalume